

Clarification document version 1.1 12-11-2025
for the MSA-25-E, version 8, 17-10-2025

Clarifications of our packing instructions MSA-25-E chapter 4.2 (page 8 of 9)

A. When packed in a wooden case:

- Items must be secured to avoid movement during transport.
- Heavy items must be secured to the base of the case.
- The weight inside the case must be evenly distributed with lighter items on top.
- The size of the pallets must be 120cm x 80cm or 120cm x 100cm.
- The pallets may not be one-time-pallets but of a good quality.
- Items may not exceed the dimensions of a pallet.
- In case of multiple stacked items of the same article(number) in a wooden case this should be stacked according to figure A.1.
- When stacked on layers the items must be divided by cardboard, hard plastic sheets or wood, see figure A.1/2
- Multiple article(s)/(numbers) may only be packed together on one pallet if they are separated by article(number) and don't damage each other, see figure A.2
- A wooden case must have the top and one side closed with screws (Phillips screws or Torx screws).
- If there is only one or two items in one case. A picture of the identification of the item must be attached to the outside of the crate. (PO number, position, article number, serial)
- If there is only one or two items in one case. The identification of the item inside of the case must be faced to the side which is closed with screws.
- The maximum weight of a case cannot exceed 3,500kg. If a case, pallet or product is heavier the receiver must be informed before delivery.
- The identification of the product on a pallet must be faced sideways or upwards.
- If the case is fumigated before shipping this must be noted on the case and delivery list. Before delivery the receiver must be informed.

It is important that, where possible (most efficient), each article(number) is located on its own pallet and can be unloaded with a forklift. (this in contrast to what was stated in the summary on page 9 of 9 that "Only one kind of article number allowed on a pallet/skid")

Clarification document version 1.1 12-11-2025
for the MSA-25-E, version 8, 17-10-2025

B. When packed on a pallet:

- The pallets may not be one-time-pallets but of a good quality.
- Items must be secured to avoid movement during transport.
- Heavy items must be secured to the base of the pallet.
- Pallets may be stacked if they are correctly secured with a minimum of two under tension metal or plastic straps, see figure B.1
- Multiple article(numbers) may only be packed together on one pallet if they are separated by article(number) and don't damage each other, see figure B.2
- When stacked on layers the items must be divided by cardboard, hard plastic sheets or wood, see figure B.1/2
- Pallets must be sealed with crimped plastic.
- The maximum weight of a pallet cannot exceed 3,500kg. If a case, pallet or product is heavier the receiver must be informed before delivery.

It is important that, where possible (most efficiently), each article(number) is located on its own pallet and can be unloaded with a forklift. (this in contrast to what was stated in the summary on page 9 of 9 that "Only one kind of article number allowed on a pallet/skid")

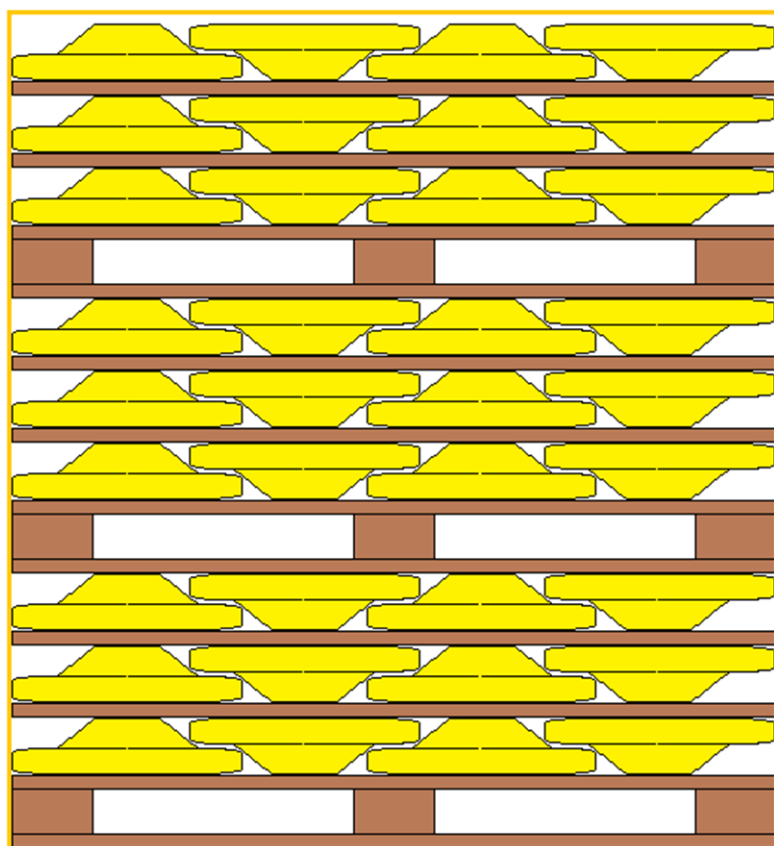


Fig. A.1

Shipping in wooden cases

Layers must be divided
by cartboard, hard plastic
sheets or wood

Stacked on pallets
120cm x 80cm
120cm x 100cm

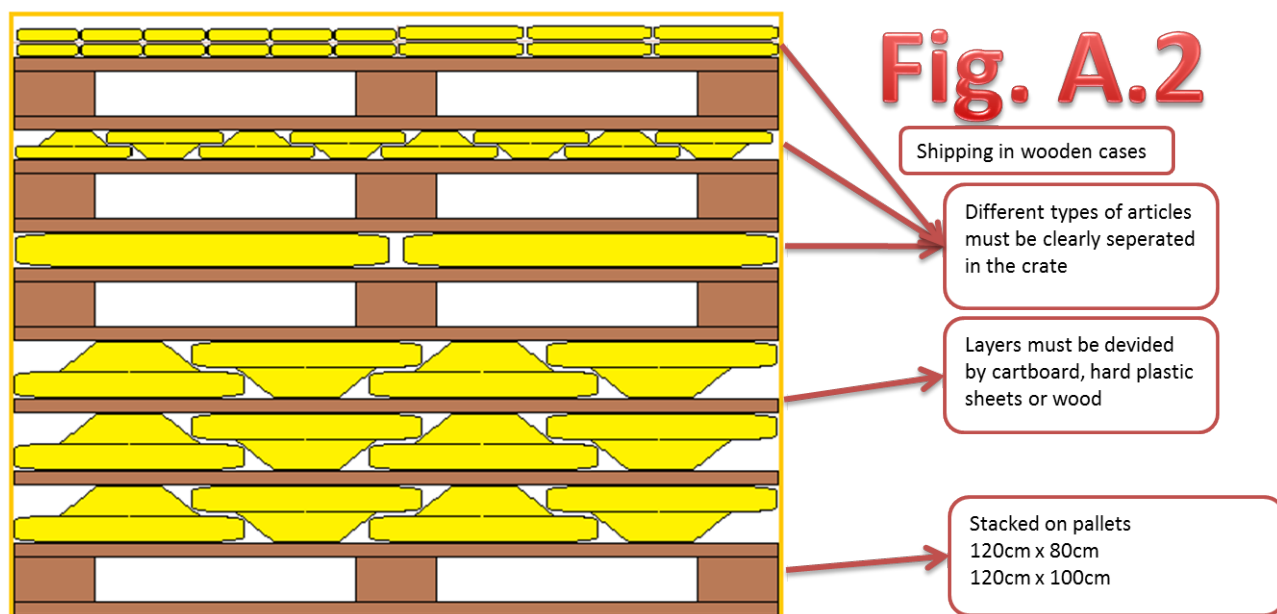


Fig. B.1

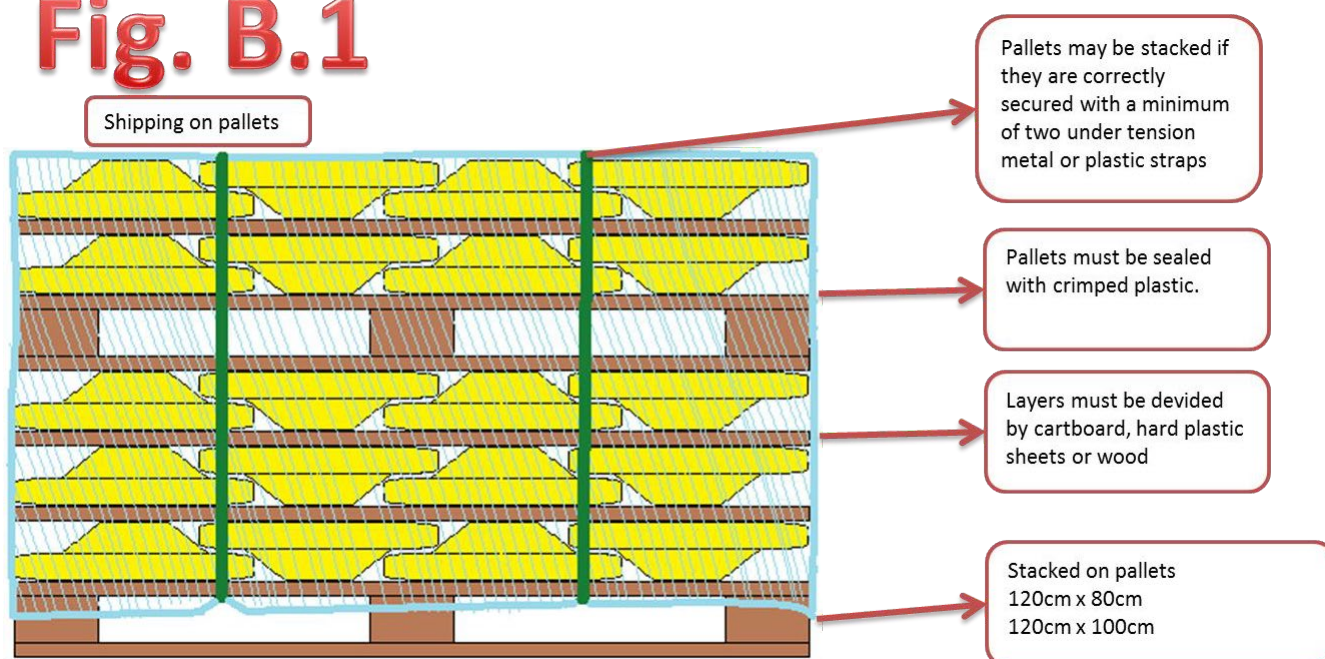
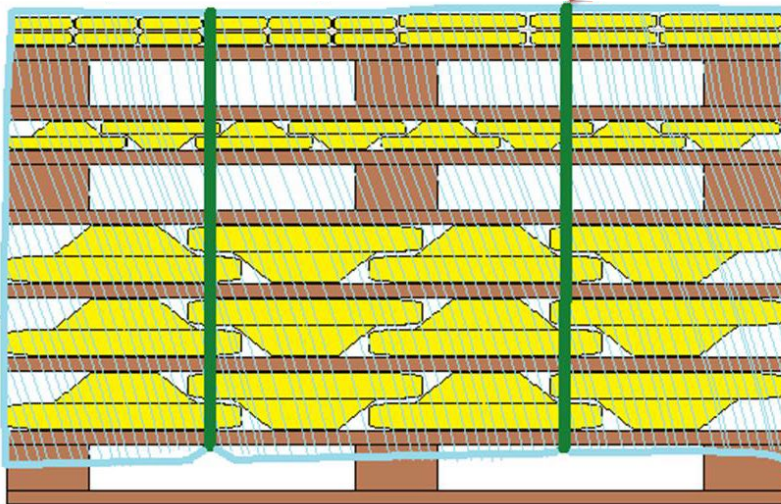


Fig. B.2

Shipping on pallets



Pallets may be stacked if they are correctly secured with a minimum of two under tension metal or plastic straps

Different item numbers may only be packed together on one pallet if they are separated and don't damage each other

Pallets must be sealed with crimped plastic.

Layers must be divided by cartboard, hard plastic sheets or wood

Stacked on pallets
120cm x 80cm
120cm x 100cm